






## Spring 2 – Who are our heroes?

	Week 1 23 <sup>rd</sup> – 27 <sup>th</sup> Feb	Week 2 2 <sup>nd</sup> – 6 <sup>th</sup> Mar	Week 3 9 <sup>th</sup> – 13 <sup>th</sup> Mar	Week 4 16 <sup>th</sup> – 20 <sup>th</sup> Mar	Week 5 23 <sup>rd</sup> – 27 <sup>th</sup> Mar
Special Celebrations	27 <sup>th</sup> – International Polar Bear Day 1 <sup>st</sup> – St David's Day	3 <sup>rd</sup> – World Wildlife Day 5 <sup>th</sup> – World Book Day	British Science Week 8 <sup>th</sup> International Women's Day 15 <sup>th</sup> Mother's Day	17 <sup>th</sup> – St Patrick's Day 18 <sup>th</sup> World Recycling Day	
Book focus					
Weekly theme	Superhero like you	Police	Fire	Medical/Vet/Dentist	When I grow up
Wow Moments		Visit from the Police	Visit from the Fire Service	Captivating Creatures	
Phonics	Review Phase 3: ai ee igh oa o oar or ur oo ow oi ear Review all tricky words taught so far secure spelling.	Review phase 3: er air words with double letters and longer words. Review all tricky words taught so far secure spelling.	Words with two or more diagraphs. Review all tricky words taught so far secure spelling.	Longer words, words ending in -ing, compound words. Review all tricky words taught so far secure spelling.	Longer words, words with s in the middle /z/, words ending with -s, words with -es at the end /z/. Review all tricky words taught so far secure spelling.
Literacy/CL	Can you create your own superhero? Simple writing using key words.	Wanted poster of the Evil pea. Caption writing about the evil pea	Fire safety poster	What does an animal need leaflet? How do we care for different animals?	When I grow up I want to be... Draw a picture of what you want to be when your older and write why? Caption writing.
Maths	Length, height and time -Compare height -Talk about time -Order and sequence time	Building 9 and 10 -Finding 9 and 10 -compare numbers to 10 -represent 9 and 10 -conceptual subitising to 10	Building 9 and 10 -1 more -1 less -composition to 10 -bonds to 10 (2 parts)	Building 9 and 10 -make arrangements of 10 -bonds to 10 (3 parts)	Building 9 and 10 -Doubles to 10 (find a double) -Doubles to 10 (make a double) -Explore odd and even
UtW	Who are real-life superheroes? Learn about community helpers and discuss how they help and compare to superheroes in the book.	How can the police help us? Visit from local PCSOs	World Science week Conduct a range of experiments.	St Patrick's Day What is St Patricks Day and why is it celebrated?	Collage a community scene with a range of materials and manipulation techniques to create a whole class project.
Learning opportunities (CL, PSED, PD EAD)	EAD – Design a superhero cape. PSED – “My super strengths” circle time children share what makes them special/what they are good at. PD – Superhero training camp – obstacle course with jumping, crawling and balancing.	EAD/PD- Junk model a police car. EAD – Art veggie faces linked to artist Guiseppe Arcimboldo PSED – how can we be kind? PD – cutting skills – cut out a build a super veggie.	CL - Explore a fire engine and what equipment it includes. Visit from fire service. EAD/L – Mother's Day cards. PD – Can you complete a firefighter obstacle course? PSED – Team fire crew challenge – work together to build a together focusing on team work.	EAD – Design a new toothbrush. CL/EAD – Role play jobs – Set up a doctor's surgery and look after patients. PSED – how do we take care of our teeth? PD/PSED – play the game “operation”	CL – Who can help us in the community and how can they help us? PSED – talk about how community helpers need to stay calm and how we stay calm?

## Spring 2 – Who are our heroes?