







Summer 2 – What is Imagination?

	Week 1 2 nd – 5 th June	Week 2 8 th – 12 th June	Week 3 15 th – 19 th June	Week 4 22 nd – 26 th June	Week 5 29 th – 3 rd Jul	Week 6 6 th – 10 th Jul	Week 7 13 th – 17 th Jul	Week 8 20 th – 24 th Jul
Special Celebrations	5 th World Environment Day	8 th World Ocean Day	20 th King's Official Birthday 21 st Father's Day	24 th International Fairy Day	1 st International Joke Day	7 th World Chocolate Day	14 th Shark Awareness Day	
Book focus								
Weekly theme	Dragons	Dragons	Monsters	Monsters	Pirates	Pirates	Fairies	Witches and Wizards
WOW moments!					Pirate golf trip			
Phonics	Long vowel sounds CVCC CCVC	Long vowel sounds CCVC CCCVC CCV CCVCC	Phase 4 words ending –s /s/ Phase 4 words ending – s /z/ Phase 4 words ending –es longer words	root word ending in: –ing, –ed /t/, –ed /id/ /ed/, –ed /d/	Phase 4 words ending in: – s /s/, –s /z/, –es longer words	Assessment/catch-up	Assessment/catch-up	Assessment/catch-up
Literacy/CL	Can you design your own dragon and describe them.	What does your dragon like to do? Caption writing.	Story sequencing	Write your own instructions to get rid of the monster.	Share a letter from a pirate, explaining that he has taken a toy. create Wanted Posters for the children to draw and write.	Where would you go on your pirate ship? Draw a map and explain where you would go.	Explore rhyming words Magical rhyming bag	Write a magic spell What does your spell do?
Maths	Sharing and grouping -grouping -even and odd sharing -play with build doubles	Visualise, build and map -identify units of repeating patterns -create own pattern rules -explore own pattern rules -replicate and build scenes and construction	Visualise, build and map -visualise from different positions -describe positions -give instructions to build -Explore mapping	Visualise, build and map -represent maps with models -create own maps from familiar places -create own maps and plans from story situations	Make connections -deepen understanding -patterns and relationships.	Assessment/catch-up	Assessment/catch-up	Assessment/catch-up
UtW	Investigate dragons	Dragon legends around the world	The King's Official birthday	Investigate monster habitats. Include different habitats around the world.	Follow the pirate map to find the treasure and explore maps	Create your own pirate map	Forest exploration	Lifecycle of a frog
Learning opportunities (CL, PSED, PD EAD)	EAD/PD -design and make your own star. EAD – role play first aid/hospital station CL – Retelling the story	PD – dragon school – flying/roaring/fire- breathing like a dragon. EAD/CL – role-play act out the story of Zog.	CL/PD – follow the instructions in the story. EAD – Make father's Day cards. PSED – Worry monster – talk about your worries and fed them to the worry monster.	PSED - The monster in the book is initially a bit scary but ends up being friendly. Talk about conquering fears. Ead – paint your own monster.	PD – Pirate golf trip. PSED – What is your bedtime routine? CL – Follow the instructions to find the pirate treasure.	EAD – Design your own pair of pyjamas using different textures. PSED – Pyjama and self- care day EAD – listen to sea shanties	EAD – Make a fairy wand CL – What would you wish for? PSED – Celebrating differences PD – fairy dust writing	EAD – Potion making PSED – how can you help your friend? PD – flying around on a broomstick