
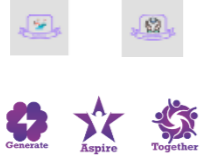




Theme: World War I  
 Driver: History and Geography  
 The Big Question: Why is the poppy symbolic?

Reading for Pleasure Class Novel: War Horse

		Week 1	Week 2	Week 3	Week 4	Week 5	Week 6
English	English	 <p>Text: War Horse                      Outcome: Description (Trenches)</p> <ul style="list-style-type: none"> <li>Identifying the audience for and purpose of the writing, selecting the appropriate form and using other similar writing as models for their own.</li> <li>Selecting appropriate grammar and vocabulary, understanding how such choices can change and enhance meaning.</li> <li>Using a wide range of devices to build cohesion within and across paragraphs.</li> <li>Proposing changes to vocabulary, grammar and punctuation to enhance effects and clarify meaning.</li> <li>Ensuring the consistent and correct use of tense throughout a piece of writing.</li> </ul> 		 <p>Text: War Horse                      Outcome: Letter (Soldier to parent)</p> <ul style="list-style-type: none"> <li>Continue to distinguish between homophones and other words which are often confused.</li> <li>Use dictionaries to check the spelling and meaning of words.</li> <li>Identifying the audience for and purpose of the writing, selecting the appropriate form and using other similar writing as models for their own.</li> <li>Assessing the effectiveness of their own and others' writing.</li> </ul>		 <p>Text: War Horse                      Outcome: Letter soldier to friend</p> <ul style="list-style-type: none"> <li>identifying the audience for and purpose of the writing, selecting the appropriate form and using other similar writing as models for their own.</li> <li>selecting appropriate grammar and vocabulary, understanding how such choices can change and enhance meaning.</li> <li>using further organisational and presentational devices to structure text and to guide the reader [for example, headings, bullet points, underlining]</li> <li>proofread for spelling and punctuation errors.</li> </ul>	
		<p><u>Launch:</u></p> <p>Trip: Trenches at Sherwood Pines</p> <p>World War I  <a href="https://www.youtube.com/watch?v=VNs7tdO_Ho0">https://www.youtube.com/watch?v=VNs7tdO_Ho0</a></p>					
Visit to	SPAG Focus	<ul style="list-style-type: none"> <li>Use more sophisticated conjunctions (although, when, if, because, however, nevertheless)</li> <li>Use expanded noun phrases e.g. modifying adjectives.</li> <li>Use nouns, pronouns and tenses accurately and consistently throughout.</li> </ul>		<ul style="list-style-type: none"> <li>Use commas after fronted adverbials.</li> <li>Use relative clauses (for example, who, which, where, when etc).</li> <li>Use more sophisticated conjunctions ( for example, although, however, nevertheless).</li> </ul>		<ul style="list-style-type: none"> <li>Use nouns, pronouns and tenses accurately and consistently throughout.</li> <li>Indicate degrees of possibility using adverbs (for example, perhaps, surely) or modal verbs (for example, might, should, will, must).</li> </ul>	
	Guided Reading						




Text: War Horse





- distinguish between statements of fact and opinion
- retrieve, record and present information from non-fiction
- checking that the book makes sense to them, discussing their understanding and exploring the meaning of words in context
- asking questions to improve their understanding
- drawing inferences such as inferring characters' feelings, thoughts and motives from their actions, and justifying inferences with evidence
- predicting what might happen from details stated and implied
- summarising the main ideas drawn from more than one paragraph, identifying key details that support the main ideas
- identifying how language, structure and presentation contribute to meaning

Maths	Unit: Place Value	Unit: Addition and Subtraction					
	<ul style="list-style-type: none"> <li>• count forwards or backwards in steps of powers of 10 for any given number up to 1 000 000</li> <li>• count forwards and backwards with positive and negative whole numbers, including through zero</li> <li>• read, write, (order and compare) numbers to at least 1 000 000 and determine the value of each digit</li> <li>• read Roman numerals to 1000 (M) and recognise years written in Roman numerals</li> </ul> <ul style="list-style-type: none"> <li>• (read, write) order and compare numbers to at least 1 000 000 and determine the value of each digit</li> <li>• interpret negative numbers in context</li> <li>• round any number up to 1 000 000 to the nearest 10, 100, 1000, 10 000 and 100 000</li> <li>• solve number problems and practical problems that involve all of the above</li> </ul>	<ul style="list-style-type: none"> <li>• add and subtract whole numbers with more than 4 digits, including using formal written methods (columnar addition and subtraction)</li> <li>• add and subtract numbers mentally with increasingly large numbers.</li> <li>• solve addition and subtraction multistep problems in contexts, deciding which operations and methods to use and why</li> <li>• solve problems involving addition, subtraction, multiplication and division and a combination of these, including understanding the meaning of the equals sign</li> </ul>					

Science	Unit: Forces	Unit: Forces	Unit: Forces	Unit: Forces	Unit: Forces	Unit: Forces	Unit: Forces
	Lesson: Friction	Lesson: Air resistance	Lesson: Parachute investigation (plan)	Lesson: Parachute investigation	Lesson: Water resistance (plan)	Lesson: Water resistance investigation	Lesson: Explore Gravity/ use small forces for greater effects

Computing	Unit: Computing systems and Networks – Sharing Information	Unit: Computing systems and Networks – Sharing Information				
	Lesson: Systems <ul style="list-style-type: none"> <li>• Understand computer networks, including the internet; how they can provide multiple services, such as the World Wide Web, and the opportunities they offer for communication and collaboration.</li> </ul>	Lesson: Computer system and us <ul style="list-style-type: none"> <li>• Understand computer networks, including the internet; how they can provide multiple services, such as the World Wide Web, and the opportunities they offer for communication and collaboration.</li> </ul>	Lesson: Searching the web <ul style="list-style-type: none"> <li>• Understand computer networks, including the internet; how they can provide multiple services, such as the World Wide Web, and the opportunities they offer for communication and collaboration.</li> <li>• Use search technologies effectively, appreciate how results are</li> </ul>	Lesson: Selecting search results <ul style="list-style-type: none"> <li>• Use search technologies effectively, appreciate how results are selected and ranked, and be discerning in evaluating digital content.</li> </ul>	Lesson: How search results are ranked <ul style="list-style-type: none"> <li>• Use search technologies effectively, appreciate how results are selected and ranked, and be discerning in evaluating digital content..</li> </ul>	Lesson: How are searches are influenced. <ul style="list-style-type: none"> <li>• Use search technologies effectively, appreciate how results are selected and ranked, and be discerning in evaluating digital content.</li> </ul>

			<p>selected and ranked, and be discerning in evaluating digital content.</p> 			
Art & Design	<p>Unit: Form and Space</p> <p>Lesson: How does Paul Nash use form and space?</p> <ul style="list-style-type: none"> <li>to create sketch books to record their observations and use them to review and revisit ideas</li> </ul>	<p>Unit: Form and Space</p> <p>Lesson: Can you use form and space?</p> <ul style="list-style-type: none"> <li>to improve their mastery of art and design techniques, including drawing, painting and sculpture with a range of materials</li> </ul>	<p>Unit: Form and Space</p> <p>Lesson: Can you apply colour to a final piece?</p> <ul style="list-style-type: none"> <li>to improve their mastery of art and design techniques, including drawing, painting and sculpture with a range of materials</li> </ul>			
Design & Technology					<p>Unit: Mechanics</p> <p>Lesson: Can you research armoured vehicles?</p>	<p>Unit: Mechanics</p> <p>Lesson: Can I design an armoured vehicle?</p>
Geography		<p>Can you name and locate countries involved in the war?</p> <ul style="list-style-type: none"> <li>locate the world's countries, using maps to focus on Europe.</li> </ul> <p>National Curriculum Link – History</p>	<p>What are the human and physical features of London?</p> <ul style="list-style-type: none"> <li>physical geography, including: climate zones, biomes and vegetation belts, rivers, mountains, volcanoes and earthquakes, and the water cycle</li> <li>human geography, including: types of settlement and land use, economic activity including trade links, and the distribution of natural resources including energy, food, minerals and water</li> </ul>	<p>What are the human and physical features of Berlin?</p> <ul style="list-style-type: none"> <li>physical geography, including: climate zones, biomes and vegetation belts, rivers, mountains, volcanoes and earthquakes, and the water cycle</li> <li>human geography, including: types of settlement and land use, economic activity including trade links, and the distribution of natural resources including energy, food, minerals and water</li> </ul>		<p>Which countries in the British Empire sent soldiers?</p> <ul style="list-style-type: none"> <li>locate the world's countries, using maps to focus on Europe (including the location of Russia) and North and South America, concentrating on their environmental regions,</li> <li>key physical and human characteristics, countries, and major cities</li> </ul>

History	When did periods of history occur? <ul style="list-style-type: none"> <li>a significant turning point in British history,</li> </ul>				What caused World War I? <ul style="list-style-type: none"> <li>a significant turning point in British history</li> </ul>	
Music	Inspire Music Instrument: Guitar 	Inspire Music Instrument: Guitar	Inspire Music Instrument: Guitar	Inspire Music Instrument: Guitar	Inspire Music Instrument: Guitar	Inspire Music Instrument: Guitar
PE	Unit: Leadership What is a Play Leader?	Unit: Leadership Can you apply the STEP principle?	Unit: Leadership Can you lead a task?	Unit: Leadership Can you lead different types of tasks?	Unit: Leadership Can you organise participants into teams?	Unit: Leadership Can you organise participants into teams?
	Unit: Kwik Cricket <i>How can you field a ball?</i>	Unit: Kwik Cricket <i>How can you bowl a ball underarm against a batter?</i>	Unit: Kwik Cricket <i>How can you bowl a ball overarm against a batter?</i>	Unit: Kwik Cricket <i>How can you hit a ball?</i>	Unit: Kwik Cricket <i>How can you take part in a batting and fielding game?</i>	Unit: Kwik Cricket <i>How can you take part in a game of "Pairs Cricket"?</i>
RE	Unit: Commitment Lesson: What is Commitment?	Unit: Commitment Lesson: Growing in commitment. 	Unit: Commitment Lesson: Sacrifice	Unit: Commitment Lesson: Fasting	Unit: Commitment Lesson: Marriage	Unit: Commitment Lesson: Committing to one another.  
PSHE	Unit: Keeping / staying safe Peer Pressure		Unit: Keeping / Staying Healthy Smoking			

	MFL	<u>Unit: All About Me</u> <u>Lesson: Welcome Back!</u>	<u>Unit: All About Me</u> <u>Lesson: My Likes and Dislikes</u>	<u>Unit: All About Me</u> <u>Lesson: Who Do You Live With?</u>	<u>Unit: All About Me</u> <u>Lesson: Jobs</u>	<u>Unit: All About Me</u> <u>Lesson: What are you going to do?</u>	<u>Unit: All About Me</u> <u>Lesson: Let me introduce myself</u>
--	-----	---	---	---	--	---	---